

NEWSLETTER OF

The Flying Needles

January 2024



First Class Act of Stars Jan. 26, 2024

FNQG Come and get a simple Accuquilt Demo for these Blocks from Olivia Loop



Moovin' on up

The Flying Needles Guild Meeting Place has **Changed** to the **Woodland Senior Center**.

2001 East Street

Woodland, CA in Banquet Room

Open at 5:30 Meeting Starts at 6 sharp.

Thursday January 18, 2024

February 15, 2024

Don't miss any of the special events our guild members celebrate. This cow is tagged to go to the Quilt Corral's Retreat.

Sign up to volunteer

get your quilts, and Country Store items ready.

2024 Flying Needles Quilt Show

& Textile Exhibit

We will need your time for our 2024 quilt show.

Flying Needles needs your help! Reserve 2024.

Pencil in a May stay-vacay with us.



The Gathering

We are grateful for all who have come together in support of various guild events.

Your presence is therapeutic. In a year where we have had so much change, we have needed one another.

2024 will be an unprecedented year to grow our skill base, and the team put together by Sherry and Louise is set to win your praise. Sign up and enjoy.

Roberta

President

JoAnn Young

Vice President

Judy Cunningham, JJ

Education/Program

Sherry Werum/Louise

Wathen

Treasurer

Susan Larsen

Secretary

Sherry Werum

Parliamentarian

Doreen Appert

Member-at-Large

Roberta Burke

Olivia Loop

Community Service

Lana Hanney

Fabric Connection

Sandi Adair

Kathy Lorenzato

Fat Quarter Chair

Lori Phillips

Membership

Reva Barzo

Membership emails

Debbi Isted

Affiliates

Myrna Hays

Audit

Patricia Wright

Facility Supplies

Shirlee Gross

Block of the Month

Allison Melani

Historian

JoAnn Young

Opportunity Quilt tickets

Shirlee Gross

Newsletter

[Roberta Burke](#)

Nominating

Doreen Appert

PHD

Susan Davis

Opportunity quilt

bookings

Carol Huegli

Sunshine

Linnie Faina





Everlasting

Roberta Burke

Your gift of heart-made items seems humble in a world blanketed in spun polyester.

What you stitch today reveals your faith in the future. People are built to handle dynamic demands and uncertainty. There is nothing too abstract in that. Art grounds and stabilizes through the tradition of shared identity. You reveal your identity in your art. We will always covet the fundamental reassurance of balance and caring.

Is there proof? The number of handmade quilts, lying secure within homes through a century, with provenance or not, finished or not, perfectly stitched or not, outnumber without obvious reason, their manufactured counterparts.

Each item is a small scale, preservable mystery. Collectors will sift through their stacks to try to understand the way you lived, through the liberated fabric fragments you patch up and pass forward. They may study the components and techniques, but their foremost curiosity will be, who are you.

Our ego bullies its way into a unique signature, resolving your personal identity to be pressed into your artwork. Distinctive color and shape ennoble your signature pieces.

Through the currency of words and social media, future owners will know you were part of a vibrant community who shared techniques, ideas, and the worldly resources to make.

For their sake then, and our own now, we are committed to gather and approach our artwork with integrity. Together we invest our time to satiate our individual need to sound out, with echo about, "Our art is legitimate." Through that artwork, we realize our unique individuality, born to help anchor the future. Grateful for our opportunities, together our stitching resonates, making our abundance of humble work, profound.

Contents



Kathy Donaldson, Featured Artist shares tips on Collage Portrait

08 and throughout
Show and Share with Flying Needles

20 Piece full
Places to Go, see, do

24 Featured Artist, Kathy Donaldson

28 Notes from your chairpersons and committees.

04 Everlasting-newsletter Editor, Roberta Burke

07 Guild Meeting on Thursday 18th at the Woodland Senior Center

09 President's Note



Entry due May 15, 2024 Have your work shown nationally-Join the [Cherrywood Challenge](https://www.cherrywoodfabrics.com/cherrywoodchallenge). PIQF Exhibits winning quilts. 2024 is the Poppy Challenge, a 20 inch x 20 inch quilt.



41 Join Us

42 Tips & Shopping



SHOW AND SHARE

BOM's, FN Sampler, PHD's +

General Meeting Featured Speakers and Events

- Greetings from JoAnn Young, President & Upcoming quilt events
- Quilts from the Yolo Museum
- To bring & happenings
- Chairs and Officers bring you up to date
- BOMs, PHDs, SALs (Sew alongs)
- Mystery Block, and Fat Quarters

Ready to Quilt

**Want to be Active
We need you-see JoAnn**

This guild is great because of you. Purely and simply we need your special skills and outlook.

Let me know if you have any questions about how to take the next steps.

JoAnn Young, President

Show and Share is a special peek into the Gathering Basket first shown at the Guild meetings. It features the inspirational artwork of members of the Flying Needles Quilt Guild.

Submit content by the 23rd to
flyingneedlesyolocounty@gmail.com

In this issue you will see the work of many of our tireless stitchers; we celebrate their art.

"It is a blessing to see all of the wonderful items you are stitching. I am learning how to best to share your precious works of art our guild members. Your stitching inspires all of us."

*Roberta Burke,
Editor*



General meeting 6 PM
Meet and Greet at 5:30

Bring to the meeting:

- **\$15 for your opportunity quilt tickets or Pick up your FN Opportunity Quilt Tickets**
- Cash, or Check for Classes
- Bring your personal calendar to sign up for events
- Volunteer to help
- Your new PHD list and the spot of cash
- Your completed PHD's 😊😊
- Take notes on the speaker for inspiration
- "Holiday colors" fat quarter exchange
- Birthday this month? Cookies exchange, Any Show and Share item
- Cash to buy tickets for a guest opportunity guild quilt-or our quilt!
- Your phone for scheduling and snapshots





Judy Cunningham, (JJ) our new Vice President shares more quilts. The preferred size for the Kiwanis quilts is a throw size, approximately 60" X 72". However a lap size of approximately 50" X 60" will be appreciated also. QUILTS GOAL FOR KIWANIS-HALF WAY.



JoAnn Young, President Flying Needles

See you all at the guild meeting.

***Minutes of Quilt Show Meeting
Second Monday of every
month
1/8/24***



The zoom meeting group on Fridays is looking for 100% cotton batting for the potato sacks being made this month. If you have scraps for batting you are not using, please bring to the guild meeting at the

Senior Center on January 18 th . Also looking for micro fiber cloths to use in the next couple of months (can be found at the \$ store)

Along with the cute, precious props that Olivia will be providing again this year, we are asking for a few green plant (either real or phony) to add to the decorations. Plan on taking them home on Sunday. If by

any chance you have any personal dust catchers at home you would like to share, make sure you have your name on the bottom and plan to take them home on Sunday also.

If you have something to sell at the consignment table, let Sherry know before May. This includes your responsibility to spend at least an hour at the table helping with sales. If you are unable to spend the time or have a really good reason why you can't, PLEASE find someone to take your place. We don't want to have Sherry there alone.



County store is looking for additional items. These can be items from the zoom group meeting (we have the patterns available) or items you have crocheted, knitted or sewn at home that you want to donate to the cause. These can be walker totes, bags, and thread catchers, anything that will catch a buyer's eye.

Don't forget we are also looking for fun things to do at the show. We have had the following suggestions so far: scavenger hunt, numbers on the floor. If you have been to a show in the past or recently where they have done something unusual, please let us know.

We have 3 keys to the storage unit. Sherry will have one (only one located in town, please don't take advantage of this), JoAnn will have one, and Olivia will have one (country store purposes). You can let any one of us know if you need access. We are half way to our goal of 30+ quilts as payment to Kiwanis for being our food vendor.

If you have suggestions, please don't hesitate to let us know.

Quilt Artist, Jan Nixon shares this quilt that she worked on with her sister, who selected the vivid orange backing.



Quilt Artist, Mata Rolston. This classic quilt fabric is from a french inspired line designed by Doreen Speckmann, (1950-1999) best known for her "Peaky and Spike Triangles."

AGENDA FOR THE JANUARY 18TH MEETING

- Call the Guild meeting to order at 6 pm
- No minutes of the December general meeting
- Speaker - Sarah Bartlett, Museum Curator
- o Bringing quilts from YC Historical collection
- Education - both at Road to California
- o Olivia's class is next week - Friday at the barn
- Community Service - Lana
- Treasurer report - Susan
- Mystery quilt - Allison - fifth part
- Quilt show
- o Monthly meetings. Second Monday of month. Everyone welcome. Receive the minutes of meeting
- o Entry forms available on line and here. Due at Feb guild meeting
- Break
- Membership - Reva
- Attendance drawing
- PhD - Susan Davis
- o Forms available online or here
- Show and Share
- Fat Quarter for January - red or pink
- Fat Quarter drawing
- Old Business
- o Free table
- o Need someone to be responsible for the 3rd key to the storage unit (preferably located in Woodland)
- New business
- o Bring something sweet to share even if not your birthday month
- o Need a committee for new opportunity quilt. Interested see me
- Adjourn

FLYING NEEDLES QUILT SHOW

MAY 11TH AND 12TH 2024

SUBMIT ENTRY FORM'S DUE FEBRUARY 15, 2024 WITH PHOTO

FIND THE FORM ON THE FLYING NEEDLES WEBSITE FIND THE TAB "QUILT SHOW" AND PICK ENTRY FORM

<https://www.flyingneedlesyolo.org/quilt-show>

PACIFIC INTERNATIONAL QUILT FESTIVAL

JULY 24-27, 2024

SUBMIT NEW QUILTS ENTRY DUE MAY 27TH

<https://ncqc.net/new-quilts-of-n-ca>



**Quilt Artist,
Kathy Goding**



“My grandson, Oren, is a dragon under the Chinese Zodiac so I made him a quilt this year for his 11th birthday,” Kathy.



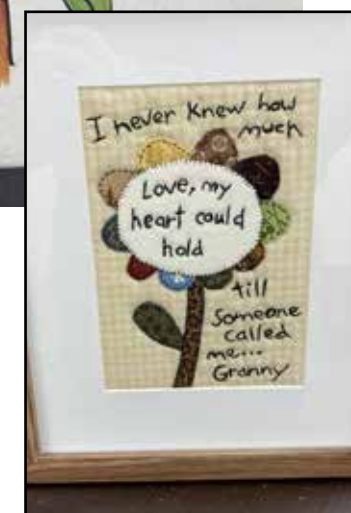
**Quilt Artist,
Sookie Knapp**



"A friend, Sue March, needed a fast finish for her Grandson's quilt, and I was able to help with the quilting and binding. Sue's hand embroidered elephants are the mascots of her grandson's school."

JOIN IN ON SLOW STITCHING HANDWORK

Sookie, Linda and Sherry are busy with the joy of handwork at the fourth Tuesday session. Below is a scissor's keeper made by Sookie, and she wants to teach, a soft cactus project.



Yukari McCagg shares her lovely handwork. The little home on her woolen applique tree land is her signature symbol.



Jeanne Powell is hand embroidering a piece designed by Kathy Schmitz.





Quilt Artists, Olivia Loop and Linda Seylor, have quilts that inspired a class. Both feature scrap fabric mixes from their personal stash. Olivia chose from her 1800's quilt fabric and Linda chose a contemporary palette. Olivia, an experienced teacher at the guild, will help show tricks that will help you speed through the process.



Sherry Werum brings you this exciting palette for an upcoming series of technique classes.

Note from Louise Wathen, programs, about our February Speaker

Can you remember a time when Sunday was a day of rest? You sat in the backyard and watched the kids play in the sprinklers, or had a picnic, or listened to the baseball game on the radio. To keep your hands busy, you had a sewing basket with a needle, thread, and squares to put together, or an embroidery hoop with some floss, or knitting needles and yarn. You rested. This lecture will remind you of those times and Pattie will show what her hands have created in a series of quilts that she pieced, appliqued, embroidered and quilted all by hand.

This is the Slow Stitching journey.

Short Bio:

Pattie has been quilting for 15 or so years. Based in San Francisco, she is the one of the few Traditional hand piecers and hand quilters in a sea of Art and Contemporary quilters located in the Bay Area. She found some like minded quilters amongst the Dorcas Hand Quilters, a group that meets once a week to hand quilt. She blesses these ladies everyday for teaching her these time honored skills and is now traveling around the Bay Area teaching so quilters can

rediscover the joys of handwork.

Pattie Klimack





Quilt Artist, Kathy Donaldson

Kathy's portraiture of her daughter. Kathy shares her a few photos of the process.

First Kathy selected a photograph that expresses her daughter's bold creative spirit. The photo establishes her identity.



The photo becomes the pattern used to generate an outline drawing of the shape of the head for the placing of facial features, shadows, and highlights.

The numbered areas reference shading and color keys. The fabric choices correspond to the color key. The details in the iris of the eyes and the lips evolved through the artist's extensive study of blending techniques.

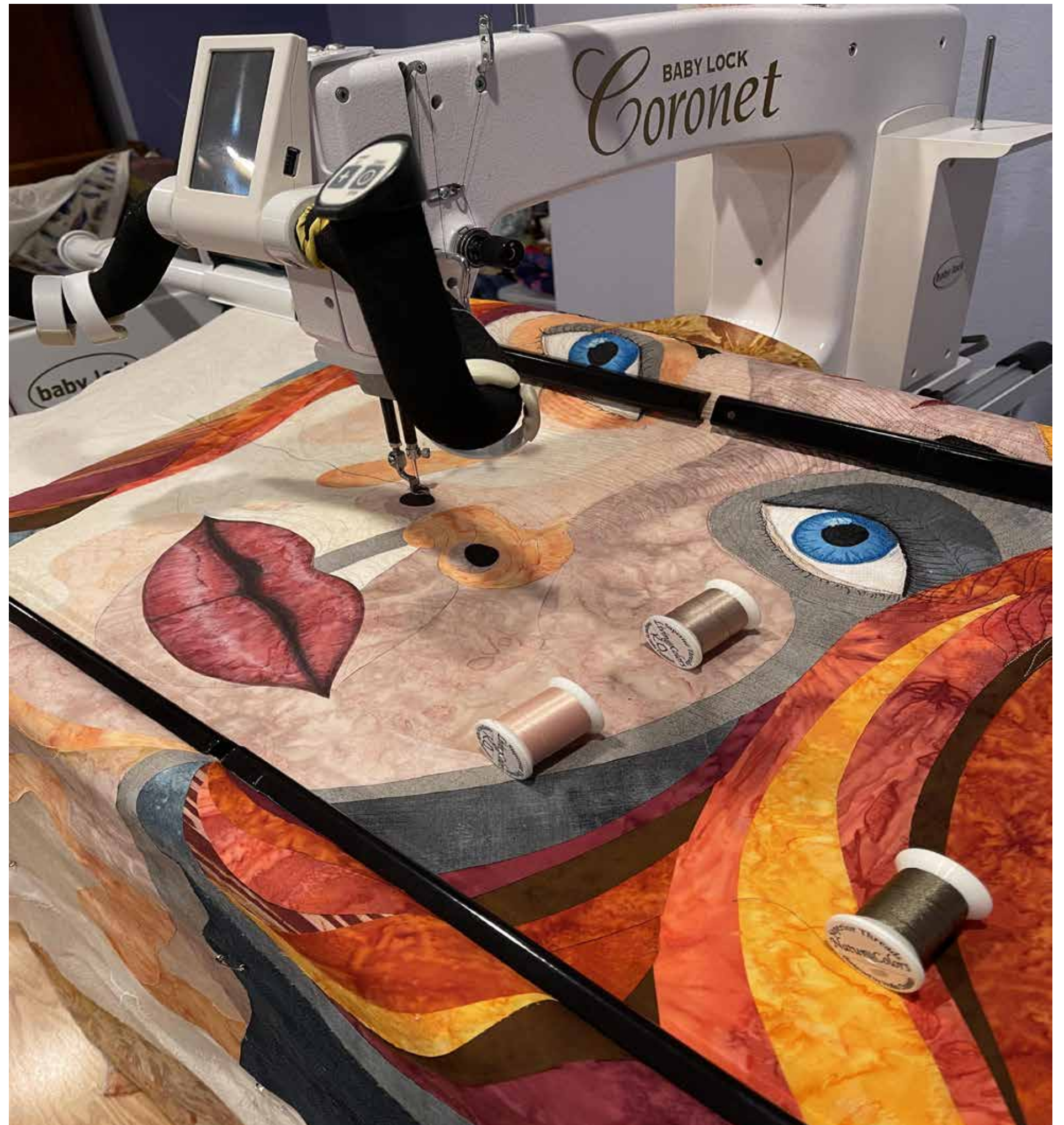




Another guideline drawing indicates the contour lines for the thread painting process. The original photo and drawing are within sight of the artist as she stitches.

The thread colors compliment the artist's texture and shading plans.

Kathy navigates her long arm to free motion quilt the curvilinear depths in her drawing, and the stylistic emphasis of the contours. The lines gently unite the changes of value and hue.



From Barrett's email sent on November 9th and 11th.

I will be leading small projects each month leading up to the quilt show in May and I'm inviting you all to join me in learning what the project will be each month and get a pattern(free) in order to make a couple, or more, for the country store. This Friday, November 10 @10am we will be going over details and a schedule.

I am also going to lead a zoom on December 1 @10am for us all to make a veggie themed pincushion. Make one for yourself, to swap with a friend, or gift to a loved one. Please think of what filling you want to use. Some options are poly fil, crushed walnut shells, small piece fabric scraps, and emery sand.

Fridays may not work for everyone so please email me if you'd like the current project sent to you.
Join her Zoom Meeting link in my meeting email message.

Thanks to those who were able to join the Zoom this week. I felt it was really productive. I have listed the projects we will be working on over the next 5 months. I really hope a lot of members are willing to participate and donate towards our country store. There is only one project each month which will allow everyone plenty of time to make at least one, and hopefully more. As you complete projects please only bring them to the barn on the first monday of the next month or at the monthly meeting.

For all projects please use updated fabrics. To be successful we should be using bright or modern designed fabrics. This doesn't mean you need to go out and buy some. Look in your scrap bin and find pieces you've used for recent projects. If you have fabric you'd like to donate for the projects, please keep this in mind when digging through your stash.

January - Thread Picker/Dashboard Duster

Jan will be supplying directions for this project at a later date but it'll be similar to the commercial thread picker mitts that are on the market. Jan has offered to supply microfiber towels for us.

February - Potato Microwave Pouch

100% COTTON MUST BE USED Fabric, thread, and batting all have to be 100% cotton in order for them to be safe to use in microwaves. If you are questioning if a specific thread or batting is 100% cotton then don't use it. Think about using potato or veggie fabric. I will also see if the guild has 100% cotton batting to use for this project.

March - Mug Organizer

This project will take the longest(still not even that long) but uses very little materials. Pattern is attached.

Please let me know if you have any questions. Since we don't have permanent storage it'll be a little tough to accept fabric donations for these projects. I don't want you to feel you can't help though. Prepared kits will also be a lot of help and you can use your donated fabric that way. At this time, please only donate for the current project.

Thank you everyone!!



Quilt Artist, Olivia Loop

Stars and Rails, a scrap Quilt



Olivia's Granddaughter designed this quilt.

Another of Olivia's quilt tops ready for the finishing touches.



Heading to the Barn- Join Us

The Barn Gallery, 508 Gibson Road





Good
Times
Together
At the Barn



Mondays
10 to Noon



Piece Full Places

To Go and See Begins Here



Barrett Hale is doing a series on online tutorials of items to make as a fund raiser for the Country Store at our quilt show.



NCQC January Jumpstart . Click [NCQC](#) for details

PIQF is in July

**Deadline for New Quilt Entries
May 27, 2024.**



Any member of a member guild, like the Flying Needles, is welcomed at the Northern California Quilt Counsel Meetings. So come and see.

Flying Needles Quilt Show 2024 Raffle Basket Donations
The January/February Quilt Show Raffle Basket donation Themes are “Camping Fun Days” and “Quilter’s Loves”. Please bring donations to the Craft Room Barn on Mondays or to the General Meeting Nights. There is a raffle Basket donation bin at the General Meetings. If you would like to donate money for the Raffle basket committee to buy needed items for the Raffle Baskets, there is a money donation container at the General Meetings. You can also give money directly to Louise Wathen or Rene’ Puskas. You can continue to donate to previous theme baskets also. “Honey Do /DIY”, “Let’s Spice it Up” Taco Bar Basket, “Hello Fall.”

If you are planning on donating your own theme basket for the raffle, please let Louise or I know. Thank you to everyone who has donated items or money over the past months.

- Camping Fun
- Oil cloth Tablecloth
- Camping plastic plate set
- Card Games
- Dominoes
- Flashlight
- LED Lantern
- Solar Rechargable pad
- Camping Chairs
- Cooler-Rene’ getting (The cooler will act like a basket for the camping items)
- Ice Freezing Packs
- Sun Lotion
- Barrett’s Balms
- Bug Spray
- Camping – Rene’ Puskas has camping fabric. Volunteer to make pillowcases out of camping fabric donated.
- Picnic Quilt



- Quilter’s Loves
- Mini Hand Vacuum-Rene’
- Thread
- Machine Needles
- Magic pins
- Best press
- Clips
- Marking Pens
- Rotary Blades
- Piecing Glue Pen
- Easy Threaders
- Small cutting mat for travel
- Hand sewing items for travel
- Project Bag(volunteer to make one if provided with the supplies)
- Project plastic project tote
- Patterns/Quilt Kits

Thank you, Rene’ Puskas

FNQG General Meeting 11/16/2023

- Call to order by President JoAnn at 6 pm
- Minutes approved
- Folsom Guild opportunity quilt introduced
- Speaker: Carol Smith: “ Judging: What to Know” Thank you Carol
- Education: Holiday party is Dec. 14th in Meeting Room 4

Class sign ups available through June. Gift certificates will be available at the Holiday party ONLY for \$15 for any class January through May AND/Or to give as a gift at our gift exchange or to a friend.

CLASSES: January 26, Friday, Traditional Piecing Made Easy
February 17, Saturday: Embroidery and More
March 29, Friday: Thread Painting by Machine
April 26, Friday: Intense Ink Pencil Fabric Painting & Design
May 18, Saturday: Fabric Dyeing, Low Immersion & Ice
June 28, Friday, Decolorant Fabric Design with Colleen Pelfrey

- Treasurer: Checking Account balance: \$6682.63
- Membership: 73 paid
- Opportunity Quilt will be travelling to Loomis, Sutter Creek, and Lodi. See Carol H. to help
- BOM: Navigation block #9 and Roundabout #6 (paper-piece)
- Quilt Show: Kathy D. will be our Featured Artist.

Come the 2nd Monday of the month to help plan. To sew for the country store projects see Barrett. Turn in any suggestions to make the show fun: i.e. Circles on the floor with #s. Whoever is standing on the # when it is announced wins a prize.

Scavenger Hunt Country Store panel pieces are available to make projects

- Attendance drawing won by Julia
- Fat Quarter drawings won by Louise and Wanda

No fat quarters for December

- Old Business: \$15 suggested limit for Holiday Party gift exchange

December 14th Doors open at 5:30

Cookie Exchange: Bring treats to eat and to exchange Free

Fabric Table

- Meeting Adjourned:7:30
- Submitted Sherry Werum, Secretary

PhD Program - program will begin in January 2024.
Forms will be available on the website soon.

From Workshop Chair, Sherry Werum

WINTER/SPRING FLYING NEEDLES
QUILT GUILD CLASS LIST

January 26, Friday, 10am-12pm
Traditional Piecing Made Easy
Instructor: Olivia Loop

February 17, Saturday, 10am-12pm
Hand Embroidery and More
Instructor: Eleanora Kolster

March 29, Friday, 10am-12pm
Thread Painting by Machine
Instructor: Sherry Werum

April 26, Friday, 10am-12pm
Inktense Pencil Fabric Painting and Design
Instructor: Kathy Donaldson

May 18, Saturday, 10am-12pm
Fabric Dyeing: Low immersion and Ice
Instructor: Elaine Bose

June 28, Friday, 10am-4pm
Decolorant Fabric Design
Instructor: Colleen Pelfry

Class Cost : January through May \$20 per class
June class is \$25
Supply lists will be available one month before each class:
posted at our general meeting and emailed to students enrolled.

Mondays

Barn Dates
Meetings from 10AM to Noon

- 1st = open sew
- 2nd = quilt show meeting
- 3rd = donation fabric
- 4th and 5th = charity sewing

In the last week of the month there is an applique/ slow stitching group. To be announced.
Gathering place and date are subject to change.

From Education Chair: Louise Wathen



Louise organizes the education, meetings, classes, zoom, and more at the guild.

Upcoming Speakers: To be announced

Other Events in our Area

Upcoming Quilt Shows 2023 from Sharon Easter

- Feb 2-4

Folsom Quilt & Fiber Guild

Folsom Community Center

52 Natoma Street

Folsom, CA

10-4 Daily
- Mar 9 & 10

Valley Quilt Guild

Yuba Sutter Fairgrounds

442 Franklin Ave

Yuba City, CA

Sat 10-5, Sun 10-4
- Mar 21-23

Quilt, Craft, Sewing Festival

Cal Expo

Sacramento, CA

Th-Fri 10-5, Sat 10-4
- April 19 & 20

Loomis Quilt & Fiber Guild

First United Methodist Church

6414 Brace Rd

Loomis, CA

Fri & Sat 10-4
- Apr 27 & 28

Pine Tree Quilt Guild

Nevada Co. Fairgrounds

Grass Valley, CA

Historian Committee Chair: JoAnn Young



“This committee is populated with all our guild members contributing. We have a nice album on the table behind the welcoming desk. If you should see anything that relates to our guild, please make a copy or contribute the original to be included in the album.

Thank you



Sunshine Chair: Linnie Faina 530-666-2856

“As Sunshine Chair I send cards to our members for various needs - get well, thinking of you, sympathy and so on. I keep a log of cards sent and report to the Board each month if any are sent out. I purchase cards and postage and turn in receipts to the Treasurer as they accumulate.

Please call me or send an e-mail (ronlinn@sbcglobal.net) when you know of a member who needs “Sunshine.”



**Community Service Chair:
Lana Hanney**



Thank you guild members who continue to generously support our guild's charitable partners:

- **We have discontinued the Flying Needles pet bed program, thank you for all of those who participated.**
- **Paula Kelly of Kiwanis Family House, a non-profit organization dedicated to providing temporary housing for families of seriously ill or injured patients being treated at the UC Davis Medical Center in Sacramento, or at Shriner's Hospital. Flying Needles donates quilts to the **Kiwanis Family House**, and**
- **Thriving Pink is a non-profit dedicated to helping those in Yolo County impacted by breast cancer thrive by providing a compassionate network of support and resources in partnership with the community. Your giving spirit helps patients thrive.**
- **Ongoing support with Project Linus quilts.**

Thank you again for your continued generosity.

Diane Steele volunteers to be a copy editor for the Newsletter.

h

Many t^anks Diane.

I mean

Many thanks, Diane.

rb

OPPORTUNITY QUILT SHOWING CHAIR: CAROL HUEGLI

Opportunity Quilt Scheduling...from Carol Huegli, cchase18@gmail.com 530-304-5942

When can you volunteer in 2023-4? Please let me know, Email or call. As members we have these responsibilities—volunteer to travel to the hosting guild, set-up, and offer the tickets for purchase.

I am busy scheduling our new Opportunity Quilt, “Sisters,” made by Kathy Donaldson. Her interpretation brings the quilt design relevant for today and is gorgeous.

An opportunity quilt serves as an opening for guilds to share their work, visit other guilds, and fund-raise. Our guild produces one every 2 years holding the “drawing” at our biennial quilt show—next one is May 2024.



The Process of Creating an Opportunity Quilt **Kathy Donaldson**

I was honored when Flying Needles guild asked me to make the opportunity quilt for our next quilt show. Along with the honor of being chosen, I felt the weight of responsibility that my design choice was pleasing and well executed. I also felt the need to make the piece contemporary, relatable and if possible convey the messages of unity and peace. This is a lot to ask, I know, but I will give it a try.

After thinking about my options for a few days, I happened upon a pattern that I purchased years ago. “Paper Dolls” was designed by Phyllis Paul of Cozy Corners in 2007. The pattern sparked joy those many years ago and with some changes, it would meet my needs.

I liked the idea of multi ethnicity and that the dolls are holding hands. I will contemporize the design by using modern fabrics and create current hairstyles instead of giving them the hats and hair scarves that the pattern calls for.

I plan to roughly mirror the US demographics with respect to ethnicity. I am in the beginning stages of creating this quilt and am looking forward to the process

Kathy Donaldson

Chair, Allison Melani Flying Needles Quilt Guild Sew Along

Sew Along for
2023-24
begins soon

Pattern Cost
\$36 see Allison



Shown ABOVE using Bella Solids
Shown at top of the page using Island
Batik Foundations



Allison, thank you for orga-
nizing our 2023-2024 Sew
along.



Membership Chair, Reva Barzo

Sunbonnet Sue always remembers.

"Thank you to all members who have paid their 2023/24 dues. We hope that if you haven't renewed yet, send #35 dues to PO Box 691 Woodland, CA 95776. The guild depends on your dues to provide featured speakers and many educational and fun activities."

Pay instantly at paypal.me/susanlarsen1982

With gratitude, Reva

Fabric Collection Chair, Sandi Adair

Please do NOT bring fabric or sacks for dog beds. This program has been discontinued.

Keep posted for our routines for fabric sharing in the future.

Thank you,
Sandi



Fat Quarter,

Jan = red, pink

Feb = striped fabric

Mar = vintage, your choice



Two Sues went
to a fabric
exchange
and.....

So sad....Sun Bonnet
Project half done. They
needed Susan Davis.



PHD Chair: Susan Davis

"Are you ready to finish some of your PHD's (Projects Half Done or barely started)? Quit cluttering your mind, thinking I really need to finish this project, and just do it!

How do I join?

1. Fill out form (provided at meeting or on website) 2. Include \$1.00/quilt with form 3. Give to Susan Davis at meeting. 4. Finish a project (limit 10 for the year) 5. If you cannot attend the general meeting, submit a photo to Roberta Burke to publish in our newsletter and let me know which project it is OR bring project to general meeting, sign up at desk to present the project to members.

6. Each member who has a finished PHD that month will be entered into a drawing for a prize. At the end of the PHD year, there will be a grand prize drawing for all who have participated during the year. "

Thank you for joining in on the fun-Susan

Pull the sign up form from the Flying Needles Website-select the "about" drop-down label.

<https://www.flyingneedlesyolo.org/>

FNQG
P.O.Box 691
Woodland, CA 95776



It's Time to Renew Your Membership

Many thanks for those who have paid for 2023-24.

1. Mail a check to Treasurer P.O. Box 691 Woodland, CA. 95776

2. Send a payment electronically via PayPal at paypal.me/susanlarsen1982

3. Payment can be made by credit card in person on Tuesdays or if need be at the General Meeting.

There is no need to complete another membership form. If you have any changes to your contact information, please send the changes to flyingneedlesyolo@gmail.com so the roster can be updated.

Thank you to everyone who has already renewed their membership!

Contact Membership Chair, [Reva](#) for clarifications. Many thanks to Treasurer Susan Larson for setting up the paypal link. She can send you a roster.

Shots from Quilt Corral's Retreat
Also Facebook Live:
See [Quilt Corral's 10 minute Tuesday Postings](#)



In Stitches has an APP for posting **CLASSES AND NEW SALES.**



[Fabric Garden](#) is home to the 1800's Group on the Second Friday of Each month at 10:30 AM until Noon.

The two exhibited dolls were made in 1880 per the note above. They are part of a collection of group member, Cathy Duley.

Cloth Carousel will offer a long arm class and a series of Accu-quilt classes this spring.

Part of our Flying Needles Crew at First Saturday with **[Cloth Carousel](#)**

